

Welcome to Week 12: Updates for Our COIL Community



Welcome to Week 12 of our course!

This week, we will be working **asynchronously**.

Last week, we discussed assessments that specifically measure our multilingual students' reading, writing, and vocabulary skills. We also went over best practices in giving feedback to our students on their literacy practices, which is the last 'formal' step in instructional delivery. However, instruction is like a circle! Though we have taught, practiced, assessed, and gave feedback on literacy practices, we are not fully done! In a critical literacy perspective, literacy practices occur as part of a larger discourse community, as such, we are meant to share our work with others.

This week, we will share our developing and blossoming projects with our friends at the Universidad de Guanajuato to do just this -- to share our developing understanding of our course content as reflected in your pedagogical inquiry project and gather some takeaways from our colleagues here in Salem and in Guanajuato into our work. We will use an edtech tool called [Flipgrid](https://flipgrid.com/gonzalezcoil) (<https://flipgrid.com/gonzalezcoil>) to share short video updates on our projects.

Weekly Objectives: Upon completion of this week's coursework, we will be able to:

- summarize our findings of our pedagogical inquiries in a short video;
- react to the implications our classmates' and Guanajuato peers' projects have for our practices: and
- apply our classmates' and Guanajuato peers' findings and reactions into our own projects to


situate our work across contexts.

To Do:


1. Organize your thoughts around your pedagogical inquiry project. Here's a [graphic organizer \(https://docs.google.com/document/d/1r2Lcu7hjsUcdocNALUM5ZnINIfkdj9vRqs2a5RvWpnk/edit?usp=sharing\)](https://docs.google.com/document/d/1r2Lcu7hjsUcdocNALUM5ZnINIfkdj9vRqs2a5RvWpnk/edit?usp=sharing) to help you gather your thoughts for this Flipgrid and for your final stages of work on your [Pedagogical Inquiry Project \(https://elearning.salemstate.edu/courses/1337752/assignments/8843676\)](https://elearning.salemstate.edu/courses/1337752/assignments/8843676) and [Dear Professor Memo \(https://elearning.salemstate.edu/courses/1337752/assignments/8843675\)](https://elearning.salemstate.edu/courses/1337752/assignments/8843675).
2. Find your [Flipgrid User ID on this document \(https://elearning.salemstate.edu/courses/1337752/files/94089439?wrap=1\)](https://elearning.salemstate.edu/courses/1337752/files/94089439?wrap=1) ↓ [\(https://elearning.salemstate.edu/courses/1337752/files/94089439/download?download_frd=1\)](https://elearning.salemstate.edu/courses/1337752/files/94089439/download?download_frd=1) and enter it the embedded box below where it says "enter student username". Record a 5-minute video in our COIL Flipgrid sharing your work ([watch this video \(https://salemstate.zoom.us/rec/share/pE1-1XRnqKI519oMJqWWcdhXljQ7nWr6Ap02NiXruRtCxR4B1Er3mc_qjFDsSiDV.jeeW7wZr8pJx0-SG\)](https://salemstate.zoom.us/rec/share/pE1-1XRnqKI519oMJqWWcdhXljQ7nWr6Ap02NiXruRtCxR4B1Er3mc_qjFDsSiDV.jeeW7wZr8pJx0-SG) to help you with logging in and accessing our Flipgrid).




COIL

Melanie Gonzalez

Student username





Go

3. Be sure to react to 2-3 classmates' and Guanajuato peers' videos. Please spread out the reactions, too! Be sure to include our Guanajuato peers in your reactions. You will earn one hour of field experiences for this task. Your Flipgrid recording and reactions are due **April 16, 11:59 pm**.

Resources:

- [Drop in office hours with Prof. Melanie \(https://salemstate.zoom.us/j/6394312997?pwd=VGJOWkNVb1IKbSs1aERza1BLbk4QT09\)](https://salemstate.zoom.us/j/6394312997?pwd=VGJOWkNVb1IKbSs1aERza1BLbk4QT09) on Monday, April 12 from 4-5 pm

[HOME](https://elearning.salemstate.edu/courses/1337752/pages/welcome-to-eds-799) (<https://elearning.salemstate.edu/courses/1337752/pages/welcome-to-eds-799>)